





# TIRE CARE TIPS FROM UNIROYAL® ENGINEERS

## How to maintain proper air pressure

Learn your vehicle's air pressure requirements and check tire pressure monthly to ensure a safe ride, reduce tire wear and fuel consumption.

Most vehicles feature an air pressure label that details air pressure requirements in one of the following places:

- Owner's Manual
- Door Panel
- Glove Compartment

			
kPa (psi)	215/65R15	mph 0-100 km/h 0-160	240 (35) 260 (38)

One of the easiest ways to check your pressure is to buy an accurate tire gauge at the local automotive store – digital models are especially easy to use.

## How to do basic tire maintenance

Most Uniroyal® dealers offer free tire inspections. You can also keep your tires in tip top shape by following a few simple steps:

- Visually inspect your tires once a month for bumps, tears or any unusual markings.
- Rotate tires every 8,000 to 10,000 km for even wear or as recommended in your vehicle owner's manual.
- Check the air pressure at least once a month.
- Benefit from proactive, professional care – book an alignment if your vehicle pulls or wanders in one direction or check your balancing if tires shimmy or shake to ensure a safe ride and optimal wear.
- If you hit a deep pothole or road hazard, take your car to your Uniroyal® Dealer to rule out any internal tire damage.

## How to read a tire

New tires should be the same size and have the same load capacity and speed rating as your vehicle's original tires. This information is easy to find – it's printed right on your tire!

If your tire says **P215/65R15 89H** – it means:

### P215/65R15 89H

The "P" indicates this is a passenger tire.

### P215/65R15 89H

The first three-digit number (215 in this example) refers to the width of the tire in millimeters.

### P215/65R15 89H

The second number (65) refers to the aspect ratio. That is a percentage which is the relationship between the tire sidewall height and width. So in this case, the sidewall is 65% as high as it is wide.

### P215/65R15 89H

The "R" in this example means that this is a Radial Tire.

### P215/65R15 89H

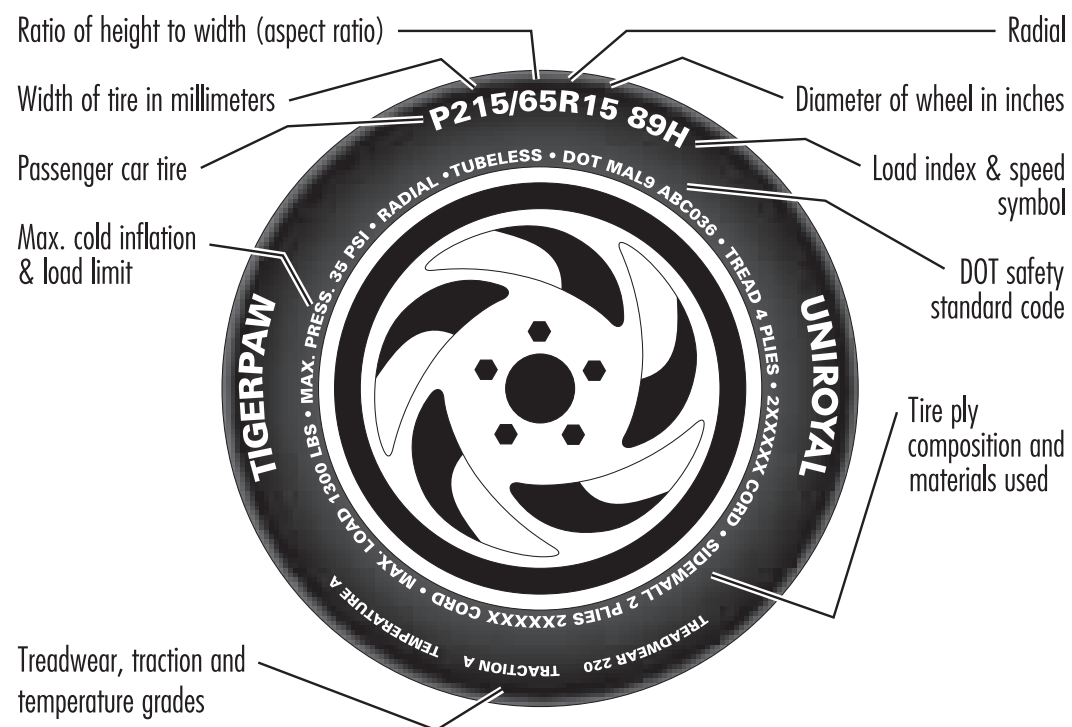
The next number refers to the diameter of the wheel rim – 15" in this case. It's imperative that you always equip your car with the proper rim diameter. You'll also find this information in your vehicle's owner manual.

### P215/65R15 89H

This number represents the tire "load index" – how much weight the tire is certified to carry when it is inflated to its maximum level.

### P215/65R15 89H

This letter indicates the tire speed rating. **H** rating means the tire is certified for speeds up to 210 km/h. **S & T** ratings are commonly used for passenger cars. **V** rating means the tire is certified for maximum speeds up to 240 km/hr.




## How to measure tread depth

It's important that you drive on tires with adequate tread. Most Uniroyal® passenger tires are guaranteed for at least 90,000 km.


Uniroyal® mechanics can measure tread depth with a specially designed tread depth gauge – and you can also measure tread depth at home with a penny!

Insert the penny into the tire tread.



If you can see the top of the Queen's crown, the tire needs replacing.

If you can't see the Queen's crown, the tread depth is adequate.



Uniroyal® recommends checking tire tread depth every 2-3 months and before you install seasonal tires each Spring and Fall.

## Four Tires or Two?

The **Uniroyal® Tire Doctor** and our engineers strongly recommend installing 4 tires – and avoid mixing tires with different tread patterns.

## Registering your tires

The easiest way to register your tires is online at [www.uniroyal.ca](http://www.uniroyal.ca).

You'll also find tips, special offers and tire care strategies to ensure you enjoy maximum mileage and wear from Uniroyal® tires.

# DEPEND ON UNIROYAL®

Uniroyal® has a trusted 100 year heritage of producing quality tires across North America and around the globe.

We offer a wide range of tires to fit different vehicles and driving needs.

## Replacing tires

Uniroyal® dealers can help you select the right tire for your personal driving needs – and you can also check out the [Uniroyal Tire Selector](#) at [www.uniroyal.ca](http://www.uniroyal.ca)

## Tire Quotes

Tire Type: \_\_\_\_\_

Tire Size: \_\_\_\_\_

Price Per Tire: \$ \_\_\_\_\_ . \_\_\_\_\_

Entire Price: \$ \_\_\_\_\_ . \_\_\_\_\_



**CONSUMER RELATIONS**  
**1 888 871-7777**